

Name: _____

Exam Style Questions

Constructing Angles



Corbettmaths

Ensure you have: Pencil, pen, ruler, protractor, pair of compasses and eraser

You may use tracing paper if needed

Guidance

1. Read each question carefully before you begin answering it.
2. Don't spend too long on one question.
3. Attempt every question.
4. Check your answers seem right.
5. Always show your workings

Revision for this topic

www.corbettmaths.com/contents

[Video 68](#)

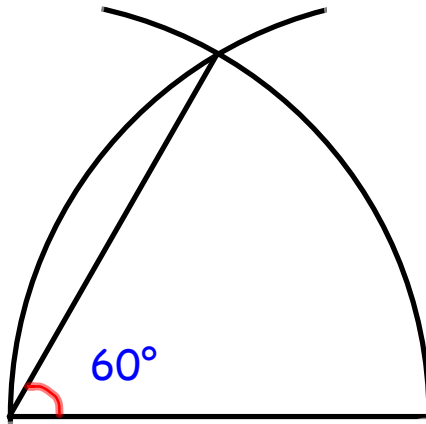
[Video 69](#)

[Video 70](#)

[Video 71](#)

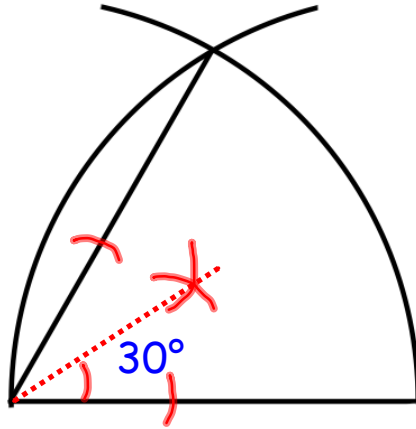


1. In the space below, using a ruler and compasses, construct a 60° angle.
You must show all your construction lines.



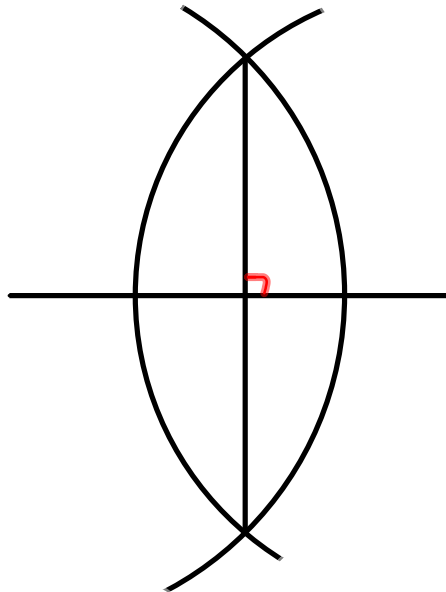
(2)

2. In the space below, using a ruler and compasses, construct a 30° angle. You must show all your construction lines.



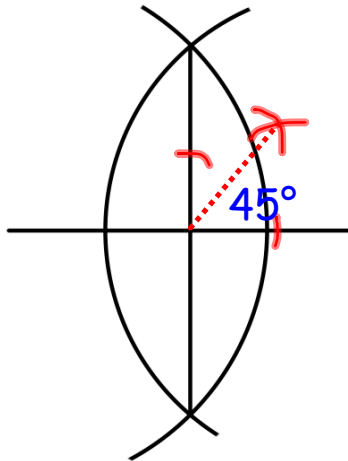
(2)

3. In the space below, using a ruler and compasses, construct a 90° angle.
You must show all your construction lines.



(2)

4. In the space below, using a ruler and compasses, construct a 45° angle. You must show all your construction lines.



(2)