

A LEVEL MATHS

YEAR 13




LARGE DATA SET

Beijing China (May to October)

	Mean (Daily Temp)	Rainfall per 24 hrs	Pressure hpa	Wind speed
<u>Spring</u> (just May)	Average temperatures ranging from 12.7 - 23.7°C 2 days below 15°C 19 days above 20°C	Mostly dry. 2 days heavy rain mode 0.0	Pressure ranging from 996—1032 20 days below 1002 17 days over 1020	Light 1 day moderate
<u>Summer</u> (June - August)	Average temperatures ranging from 16.1 - 30.8°C 2 days under 20°C 43 days over 25°C	Mostly dry. 8 days of heavy rain Mode 0.0		Light 1 day moderate
<u>Autumn</u> (September - October)	Average temperatures ranging from 2.9°C - 24.8°C 8 days below 10°C 23 days above 20°C	Mostly dry. 3 heavy days mode 0.0		Light 2 days moderate






CAMBORNE England (May to October, No data Gaps)

	Mean (Daily Temp)	Rainfall per 24 hrs	Pressure hpa	Wind speed	
Winter/Spring Dec - May (Just May in the data set)	Average temperatures in May between 9.6 - 12.7°C Winter 4.2 - 9.6°C	Wet showers (average 5.6) Little rainfall in May 2.65	Around 1017 Average to High	Moderate /Light wind speed	
Summer (June - August in the data set)	Relatively cool temperatures ranging from 10.7 -19.6°C	Wet showers (average 4.45)			
Autumn Sept - Nov (Just Sept. & Oct. in the data set)	Relatively cool temperatures ranging from 9.8 -17°C	Little rainfall (average 2.46)			

Regue Design and Image · illustrationsOf.com/43384

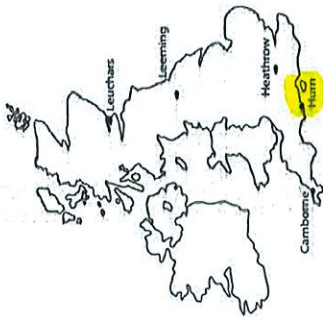


- HEATHROW, England (May to October-some gaps*)

Mean (Daily Temp)	Rainfall per 24 hrs	Pressure hpa	Wind speed	
<p>Warm, sunny days & cooler nights with average temperatures between 7.2 - 16.8°C</p>	<p>Occasional heavy rainy days most non or very light (Average 2mm)</p>	<p>Around 1016 Average to High</p>	<p>Light Wind Speed</p>	
<p>Warmer temperatures ranging from 11 -29°C</p>	<p>Occasional heavy rainy days most non or very light (Average 2.9mm)</p>			
<p>Warm & sunny temperatures ranging from 6.8 -19.4°C</p>	<p>Longer periods of days with rain some heavy (Max: 53mm) (Average 3.1mm)</p>			

* 17 days in May 1987 missing sunshine and wind data

HURN, England (May to October 1997)

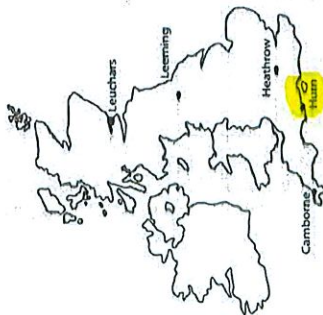


	Mean (Daily Temp) 5.1 - 20.5°C	Rainfall per 24 hrs 0 - 28.5	Pressure hpa 980 - 1033	Wind Direction 10-999
Summer (May-July)	Fairly consistent temperatures for these months	Rainfall fairly low most of the time (0-8mm) but some very heavy days with up to 28.5mm	Very consistent pressure throughout. Small standard deviation (8.4)	Very variable wind direction throughout. Large standard deviation (112) due to low coastal location.
Autumn (August - October)	Temperatures decreasing for September & October	Average rainfall increasing in Autumn months (some rain on most days)		

Other observations:

- Located on South coast of England
- Data values are missing for most of May for total sunshine, wind speed and maximum gust
- Some data values missing for gust in July

HURN, England (May to October 2015)

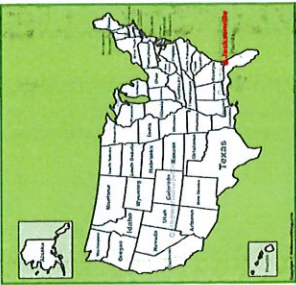


	Mean (Daily Temp) 6.3 - 24°C	Rainfall per 24 hrs 0 - 25.8	Pressure hpa 987 - 1034	Wind Direction 10-360
Summer (May-July)	Fairly consistent temperatures for these months	Rainfall fairly low most of the time (0-8mm) but some very heavy days with up to 28.5mm	Very consistent pressure throughout. Small standard deviation (8.0)	Very variable wind direction throughout. Large standard deviation (99.5) due to low coastal location.
Autumn (August - October)	Temperatures decreasing for September & October	Average rainfall increasing in Autumn months (some rain on most days)		

Other observations:

- Located on South coast of England
- No data values missing

JACKSONVILLE, United States of America (May to October, no data gaps)



	Mean (Daily Temp)	Rainfall per 24 hrs	Pressure hpa	Wind speed	
Spring (Just May in the data set)	Humid subtropical climate, hot & wet summers. Seasonal rainfall in the warmest months from May to September. Intense downpours with thunder and lightening common. Temperatures: 19.5 - 25.8 °C	Occasional showers (Normally 0.0mm, 27/31 days) (Max on a given day 12.0mm)			
Summer (June - August)	Humid subtropical climate, hot & wet summers. Seasonal rainfall in the warmest months from May to September. Intense downpours with thunder and lightening common. Temperatures: 22.9 - 30.9 °C	Wet, downpours (Normally 0.0mm, 54/92 days) (Max on a given day 41.0mm)	1006—1027	Light Wind Speed	
Autumn (Sept - October in the data set)	Humid subtropical climate, hot & wet summers. Seasonal rainfall in the warmest months from May to September. Intense downpours with thunder and lightening common. Temperatures: 12.0 - 28.0 °C	Little rainfall (Normally 0.0, 46/61 days) (Max on a given day 33.0mm, early September downfalls, October largely dry)			




Leaming, England 1987 & 2015

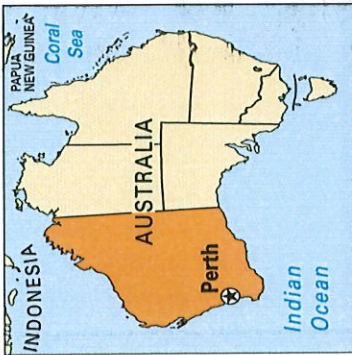
May to Oct 1987													
Daily Mean Temperature (0900-0900) (°C)	Daily Total Rainfall (0900-0900) (mm)	Daily Total Sunshine (0000-2400) (hrs)	Daily Mean Windspeed (0000-2400) (kn)	Daily Mean Windspeed (0000-2400) (Beaufort conversion)	Daily Maximum Gust (0000-2400) (kn)	Daily Maximum Relative Humidity	Daily Mean Total Cloud (oktas)	Daily Mean Visibility (Dm)	Daily Mean Pressure (hPa)	Daily Mean Wind Direction (o)	Cardinal Direction	Daily Max Gust Corresponding Direction (o)	Cardinal Direction
21.5	31.7	13.6	18	Fresh	48	100	8	6100	1033	999	All directions	360	All directions
4.0	0	0	1	Moderate or light	9	79	1	100	980	0	N,NNE,ENE,E	10	N,NNE,ENE,E
12.5	2.4	3.9	6.6		20.2	93.8	6	2380	1013	223.8	ESE,SSE,S,SSW	219.5	ESE,SSE,S,SSW
No	No	Yes	Yes	Yes	Yes	No	No	No	No	No	WSW,W,WNW	No	WSW,W,WNW
	Some trace less than 0.05mm										NNW		NNW

May to Oct 2015													
Daily Mean Temperature (0900-0900) (°C)	Daily Total Rainfall (0900-0900) (mm)	Daily Total Sunshine (0000-2400) (hrs)	Daily Mean Windspeed (0000-2400) (kn)	Daily Mean Windspeed (0000-2400) (Beaufort conversion)	Daily Maximum Gust (0000-2400) (kn)	Daily Maximum Relative Humidity	Daily Mean Total Cloud (oktas)	Daily Mean Visibility (Dm)	Daily Mean Pressure (hPa)	Daily Mean Wind Direction (o)	Cardinal Direction	Daily Max Gust Corresponding Direction (o)	Cardinal Direction
22.6	26.2	15	17	Fresh	45	100	8	3600	1038	360	All	360	All
4.0	0	0	3	Moderate or light	8	75	1	200	909	10	directions	10	directions
12.7	2.52	5.22	7.43		21.0	93.9	6	1996.7	1015	216.7	N,NNE,ENE,E	212.4	N,NNE,ENE,E
No	No	No	No	No	No	No	No	No	No	No	ESE,SSE,S,SSW	No	ESE,SSE,S,SSW
	Some trace less than 0.05mm										WSW,W,WNW		WSW,W,WNW
											NNW		NNW





LEUCHARS Scotland (May to October)

	Mean (Daily Temp)	Rainfall per 24 hrs	Pressure hpa	Wind speed	
Spring (Just May in the data set)	7-12°C on average. Sunshine n/a for part of May 1987	Low with the odd downpour day	Around 1012 Average to High	Light to moderate (Several moderate days in May 2015. Some n/a May 1987. Mostly Light	
Summer (June - August)	Temperatures in the teens mostly. 1987: range 8.2- 19.1°C 2015: range 8.5 - 19.2°C	Mixed; mostly less than 1 but the odd downpour. 1987: highest 31.8 2015: one 22.6			
Autumn (September - October in the data set)	Temperatures in the teens, single figures by October mostly	Mixed			



PERTH Australia (May to October, no data gaps)

	Mean (Daily Temp)	Rainfall per 24 hrs	Pressure hpa	Wind speed	
Autumn (Just May in the data set)	Warm, sunny days and cooler nights with average tempera- tures between 13.7 –26°C	Occasional showers (normally 0.0)	Around 1020 Average to High	Light wind speed	
Winter (June - August)	Relatively cool temperatures ranging from 10 –19°C	Wet downpours some 0, but up to 100			
Spring (Sept - October in the data set)	Warm & sunny temperatures ranging from 11 –24°C	Little rainfall (normally 0.0)			